

TOWN
SQUARE
DUBAI

by NSHAMA

GROVE

ON THE PARK





Contents

04

COMMUNITY FACILITIES

06

TOWN SQUARE DUBAI

09

ABOUT GROVE

11

INTERIOR & EXTERIOR

16

FACILITIES & LIFESTYLE

20

FLOOR PLANS

Town Square Dubai

Key Facts



10 KM

Jogging Trail




13 KM

Cycling Trail



260,000 SQM

of Green Area



50,000 SQM

Town Square Park



8,000 SQM

Sports Area



Over 250

Retail Outlets



Community Facilities



Town Square Park



Swimming Pool



GYM



Basketball Courts



Carousel



Cycling Track



Jogging Track



Kids Play Area



Kids Train



Retail Outlets



Restaurants & Cafes



Splash Pad



Football Pitch



Squash & Tennis Court



Padel Court



Skate Park



Fitness Club



Pet Shop



Laundry Shop



Nurseries



Veterinary Clinic



Barbeque Area



Clinics



Pharmacies



Grooming & Beauty Services



Tailor Shop



Dog Park



Mosque



Supermarkets



Food Trucks



BASKETBALL COURT



WAVE RIDER



TENNIS COURT



RETAIL OUTLETS



SWIMMING POOL



GYM



SUPERMARKETS

TOWN SQUARE DUBAI

Featuring a central park and lush green areas, this community provides an ideal environment for a balanced and tranquil way of life.

Enveloped by jogging trails, cycling lanes, charming cafes and convenient retail options, Town Square Dubai caters to all your needs, creating a vibrant atmosphere filled with energy and warmth in every corner!





Experience Intentional Living

Situated near the main park with boulevard views, this residence offers a harmonious blend of nature and modern living. Enjoy breathtaking views in a premium location, and tranquil amenities for a lifestyle that seamlessly combines comfort and beauty.

Location Proximities



DUBAI INTL. AIRPORT

28 MIN



DUBAI MALL

29 MIN



BURJ AL ARAB

24 MIN



DUBAI HILLS MALL

20 MIN



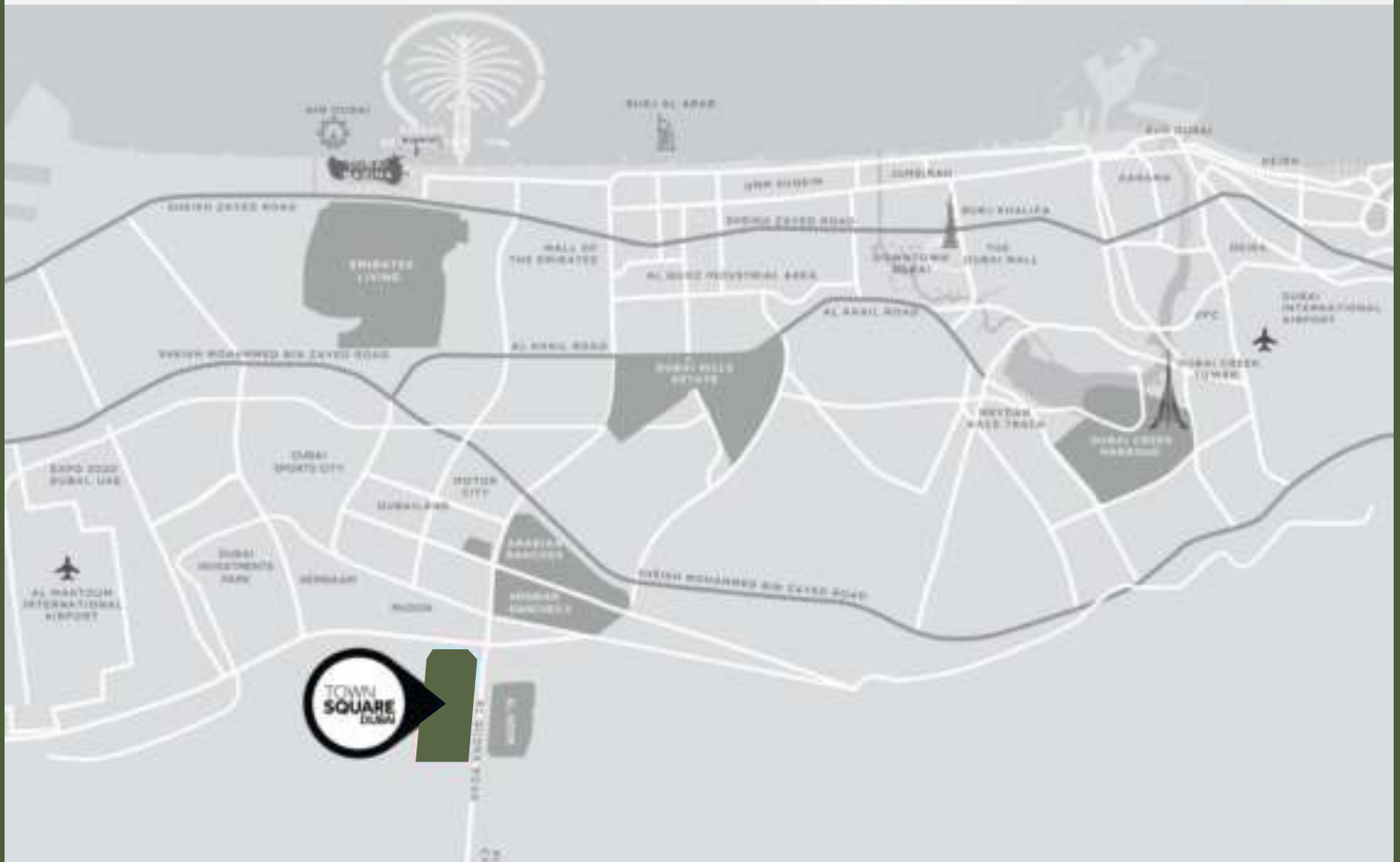
DISTRICT 2020

20 MIN



DWC AIRPORT

25 MIN





GROVE

ON THE PARK

Presenting a mix of 1, 2, and 3-bedroom apartments, these contemporary designs emphasize both privacy and comfort.

Experience the warmth of returning home and relax in the landscaped courtyard, complete with a swimming pool, expansive deck, and designated children's play areas.



Elevate your Living Space



Interiors Mirroring Your Personal Style

At GROVE on the Park, our commitment lies in delivering extraordinary interior design, meticulously crafting every detail.

Unwind and indulge in the charm of your brightly illuminated open living area. With glazed porcelain floors, built-in wardrobes, and a fully equipped kitchen, the fusion of contemporary aesthetics and functionality turns your home into a hub of efficiency and sophistication.





Serenity, Elegance & Connectivity





Serenity, Elegance & Connectivity

Revel In The Breathtaking Exterior

Grove on the park presents a compelling modern architectural style defined by clean lines and a timeless aesthetic.

The strategic positioning of the building enhances resident's appreciation of breathtaking park views, cultivating a seamless connection with nature.





Freedom & Adventure



Recreational Amenities

Diverse wellness, entertainment, and leisure choices are all within easy reach!



Kids Play Areas




Exclusive Residential Gym



Swimming Pool



BBQ Area





Experience Your Sanctuary





Create Your Own Happy Place

GROVE by NSHAMA | 18

Your Community Is An Extension Of Your Home

Here, you'll find amenities that have your every interest covered - from a range of active fitness facilities to more relaxed and spiritual spaces.

For the explorers, the thinkers and for the playful ones - there's always something for every one.





Floor Plans



TOTALLY HOME

REAL ESTATE LLC



97145548620



971564951052



sales@totallyhomerealestate.com



<https://totallyhomerealestate.com>